

neX-Series

| The Next Generation of Medical Display Solution



Creating the Next Standard, Today

WIDE's new neX-Series display solutions, also called the X-Series, raise the standard in medical imaging display by delivering outstanding performance coupled with cutting edge technology. These environmentally friendly and ergonomically designed X-Series display solutions exceed industry standards in healthcare imaging with unmatched level of imaging performance. The new X-Series has been designed with our users' needs in mind. Our engineering teams constantly search for innovative ways to improve performance and add functionality. In this way, WIDE creates the next standard to assist physicians make vital and significant decisions with precision and confidence.





The New Standard for Medical Imaging Display

Innovation and outstanding performance have made WIDE a leader in medical imaging display.

WIDE's new neX-Series display line, also called X-Series, furthers their reputation for innovation with new smart and intelligent features including : on-board front Luminance and Color IQ Sensor™, unprecedented contrast coupled with ultra-high brightness, and top class of uniformity performance. Very unique usability also makes very good ergonomic working environment in medical imaging. That makes for the ultimate combination of performance, usability, and maximum imaging display standard.

WIDE

Precision in pixel imaging

Superior Luminance for grayscale and color

Superior luminance for grayscale and color is the big advantage of the X-Series. That will extend the display lifetime and broaden usability of diagnostic workflows.

14-bit Look-Up Table (LUT)

When viewing tone of scans, the 14-bit Look-Up Table (LUT) offers a billion of grayscale shades for its 10-bit (1,024 tone of grayscale) expression on the display. It is quite high enough to express very precise and accurate shades of grayscale tone expression.

Maximum Luminance Uniformity

Medical imaging displays demand highly accurate luminance across the screen. However uniformity is very difficult to achieve because of how TFT LCD display is constructed. The X-Series built-in Luminance Uniformity Correction (LUC) function normalizes luminance from edge to edge. Furthermore the X-Series has five different levels of uniformity grades the user can choose by using the On-screen display adjustment.

Constancy of Backlight Luminance (SBC)

On-board luminance correlation sensor called SBC (Self-Brightness Control), detects the change of the backlight luminance. It also automatically adjusts the luminance of the LCD back-light to reach its optimum level of luminance or user predefined level. It maintains the best consistency of image quality and LCD backlight stabilization. The SBC sensor constantly monitors the luminance output of the backlight and adjusts its brightness level when necessary.

More Connectivity (DisplayPort)

DisplayPort recently become a common interface for PC industry because compared to DVI technology it can deliver more data and bit-rate in grayscale and color. The X-Series is equipped with both DVI and DisplayPort connectivity. These broad interfaces give more flexibility to support both legacy and new PC systems.

Monitor Self-Diagnosis (SmartCare™)

For service purpose, the X-Series' unique on-board Monitor Self-Diagnostic function called SmartCare™ increases its effectiveness of the monitor maintenance. When the Monitor Self-Diagnostic function is activated, the result confirms overall monitor status by showing the result on the On-screen display. When contacting with service technician, the end-user can effectively figure out whether the monitor works properly or not, and it offers a very effective way to communicate with service technician.

Digital Ambient Control Sensor (DAC)

The X-Series has a measurement sensor called DAC (Digital Ambient Control) for ambient measurement in the reading room. It is very critical that the reading room is maintained to its best condition in accordance with the guideline for the reading room maintenance. The DAC, which is housed on the top of the front housing, constantly monitors the light condition in the reading in connection with a network based bundled quality assurance software. If severe ambient luminance change occurs, the QA administrator will be notified immediately so that the administrator can take proper maintenance actions.

Self-Calibration Sensor (WIDE patent protected)

The built-in IQ Sensor™ combined with bundled calibration software (Lumical™ Advanced) automatically calibrates the display to confirm to DICOM Part 14. The new advanced IQ Sensor™ offers the increase read-out accuracy and enhanced sensitivity down lower luminance levels because of the high advanced sensor technology. The color display of X-Series has a RGB color calibration sensor called IQ SensorRGB™. It makes very accurate and confident result of the calibration per each of RGB color.

Life in confidence

PrivateLite™ (WIDE patent protected)

Diagnostic work-process has to be performed in a very dark room under the reading-room management guidance. The X-Series has a built-in private LED light lamp called PrivateLite™, which offers a very convenient working environment by eliminating the need of turning the room lights on. The PrivateLite™ provides adjustable light source to easily access paper documents in such environment.

Front USB connectivity

The X-Series display equips one upstream USB port and three downstream USB ports. One of downstream ports is located on the front of the display so it is very convenient to download or upload any data from or to PC.

Smart Cable Alignment

Thanks to the well-designed and architected cable alignment consideration, it creates a very well-seated cable alignment and clean reading room environment.

Graphic User Interface (OSD)

Well-designed Graphical On-screen display navigates its display settings very visibly and easily.

Clear Look through Double-Coating

Less light is lost through an Anti-Reflection coating, and therefore improves the efficiency of the system. The reduction of reflection also improves the contrast of the image by elimination of stray light. Thanks to the double-side Anti-Reflection coated material, WIDE's new protective glass has nearly zero loss of transmittance.

Multi-Languages for OSD

Multi-languages for OSD make it more convenient to change the display's adjustments and settings with multiple On-screen display languages (English, German, French, Spanish, Italian, Russian, Japanese, Chinese, and Korean).

All Equal Look and Feel

The dimension of all X-Series displays are perfectly identical regardless its resolution format. In addition, they all carry the exact same look and feel because the same design philosophy is applied. It enables balancing and matching configuration on your workstation desk.

Smart Power Saving

The X-Series displays are designed to be energy efficient right out of the box. Because of a highly efficient power supply to manage the power efficiency, the X-Series only consumes its power energy of less than 1 watt when the system is not in use. And it achieves nearly zero power consumption in power off mode using a power On/Off switch.

ECO friendly

The X-Series has been developed based on WIDE's GREEN WIDE plan which includes power managing functionality, less power consumption, recyclable and recycled material use, as well as no hazardous substance for RoHs.source to easily access paper documents in such environment.

WIDE



MX50

The New Mammography Display Beyond Imagination

The MX50 is surely an advanced technology laden key medical imaging display solution. It is also an essential tool that is going to help radiologists and care givers to significantly improve its respective medical review and diagnosis performance with more detailed medical imaging at one's reach. This is a run-on sentence. It's way too long, the reader gets lost when a sentence is too long. You can count on MX50's performance that more and more radiologists are counting on with their day to day life changing medical decisions.

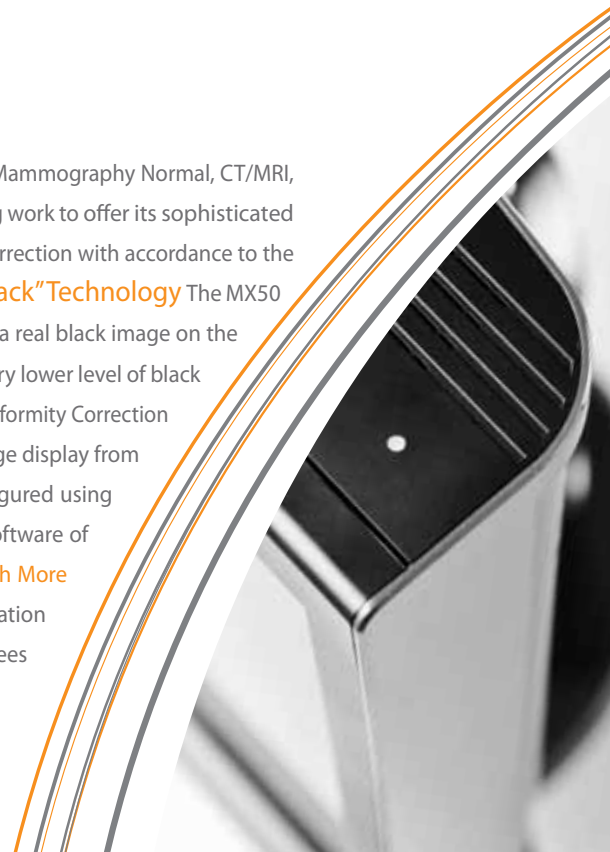


Specification

MX50 54cm (21.3") 5 Mega-Pixel Grayscale Display

- Superior brightness luminance (1100cd/m²)
- Minimal imaging change in angle view with a new advanced LCD technology
- Continuous DICOM-compliant imaging quality control with embedded IQ Sensor™ technology
- Top class of luminance uniformity performance guaranteed with LUC technology
- Broad G/Cs compatibility thanks to intelligent Plug'N'Display technology and multiple PC connectivity of dual DVI and DisplayPort
- Monitor Self-Diagnostic function (SmartCare™) supported
- Network capable Quality Assurance Software (Lumical™ Advanced)

Pre-calibrated Multiple Diagnostic View Modes The MX50 has various pre-calibrated viewing modes including Mammography High, Mammography Normal, CT/MRI, Ultrasound, and User mode. Each of them has been optimized with very highly managed production process and a set of electronics engineering work to offer its sophisticated viewing performance. It has been pre-calibrated with three of essential parameters of luminance level, color temperature, and gamma correction with accordance to the DICOM Part 14 standard. This pre-calibrated DICOM setting will allow more and broaden application of MX50 with your confidence. **"Black-to-Black" Technology** The MX50 delivers breakthrough imaging quality because of "Black-to-Black" LCD technology. A conventional LCD technology has a limitation to express a real black image on the display screen because of how LCD is architected. The new innovative "Black-to-Black" LCD technology commits to be able to reproduce even very lower level of black image on the display screen and makes very high fidelity of screening workflow. **Perfection of Pixel Reproduction** Embedded Luminance Uniformity Correction (LUC) technology is able to maximize its luminance uniformity performance. It eliminates distracting screen noise and makes equal level of image display from edge to edge. MX50 is equipped with five different steps of setting from minimal to maximum and each of its preferred setting can be configured using On-screen display adjustment. **On-board Self-Calibration Sensor** With the default built-in IQ Sensor™ and bundled quality assurance software of Lumical™ Advanced, it gives very high professional way to maintain the MX50 with its optimum quality and performance. **Plug'N'Display with More Connectivity** DisplayPort shows superior performance for medical imaging compared to DVI. It makes faster and larger medical data transportation path from PC to display. The new MX50 is equipped with dual heads of DVI as well as dual heads of DisplayPort connectivity. It confidently guarantees to broaden connectivity from legacy to most modern PCs.



MX30 MX20

The New Diagnostic Display Beyond Imagination

The MX30, 3 Mega-Pixel display has been architected to offer ideal display performance for chest X-Ray images while the MX20, 2 Mega-Pixel display, gives more economical performance. Both MX20 and MX30 displays, incorporating ultra-high brightness and high contrast, have been considered to render CR and DR grayscale shading very much delicately.



Specification

MX30 54cm (21.3") 3 Mega-Pixel Grayscale LCD Display

MX20 54cm (21.3") 2 Mega-Pixel Grayscale LCD Display

- Superior brightness luminance (MX30 : 1,450cd/m², MX20 : 1,650cd/m² in typical)
- Continuous DICOM-compliant imaging quality control with embedded IQ Sensor™ technology
- Broad G/Cs compatibility thanks to intelligent Plug'N'Display technology and multiple PC connectivity of dual DVI and DisplayPort
- Monitor Self-Diagnostic function (SmartCare™) supported
- Network capable Quality Assurance Software (Lumical™ Advanced)

14-bit Look-Up Table (LUT) The on-board 14-bit Look-Up Table (LUT) works to deliver more precise and accurate tone of shading combined with its high intelligent circuitry solution. A full scaled 10-bit (1024 tones) from a 14-bit Look-Up Table (LUT) can be displayed simultaneously for high density of medical imaging. **Perfection of Pixel Reproduction** The MX20 and MX30's embedded Luminance Uniformity Correction (LUC) technology must be one of great benefits for maximizing its luminance uniformity performance. It eliminates distracting screen noise and makes equal level of image display from edge to edge. You can configure its level of uniformity correction with your preference using On-screen display adjustment. **On-board Self-Calibration Sensor** With the default built-in IQ Sensor™ and bundled quality assurance software of Lumical™ Advanced, it creates a high professional way to maintain the display with its optimum quality and performance. **Plug'N'Display with More Connectivity** DisplayPort shows superior performance for medical imaging compared to DVI in terms of speed and data bit-depth. It makes a faster and larger medical data transportation path from PC to display. A DisplayPort will allow you faster and more to access any of medical imaging on your workstation. **More Energy Efficiency** The MX20 and MX30 have exact same engineered power supply and management system which has been considered to maximize its power energy efficiency. A built-in power supply unit combined with display's microprocessor ensures its power consumption to be minimal and more efficient. For instance it reduces down to less than 1 watt power consumption when the system is not in use (power saving mode). It not only save energy efficiency but also creates a better environment in your reading room.



CX30 CX20

The High-bright Color Displays Beyond Imagination

CX20 and CX30 of the X-Series line represents its great honor of the X-Series because it brings cleaner, brighter, crisper and more accurate screen performance ever achieved. Thanks to the innovative LCD technology, they give more and wider windows for your working circumstances. The new advanced on-board quality assurance sensor of IQ SensoRGB™ technology provides the highest level of confidence on the CX20 and CX30 displays.



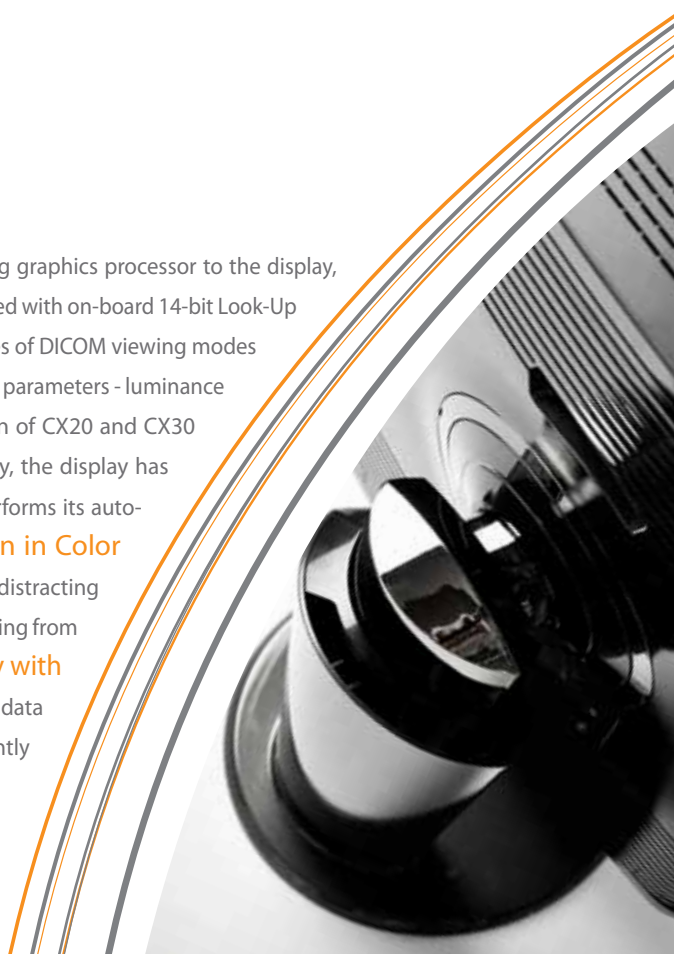
Specification

CX30 54cm (21.2") 3 Mega-Pixel Color LCD Display

CX20 54cm (21.3") 2 Mega-Pixel Color LCD Display

- High brightness luminance (CX30 : 900cd/m², CX20 : 860cd/m²)
- High rich pixel reproduction performance with 10-bit TFT LCD driving technology (*CX30 only)
- Continuous DICOM-compliant imaging quality control with embedded color calibration technology called IQ SensorRGB™
- Top class of luminance uniformity performance guaranteed with LUC technology
- Broad G/Cs compatibility thanks to intelligent Plug'N'Display technology and multiple PC connectivity of DVI and DisplayPort
- Monitor Self-Diagnostic function (SmartCare™) supported
- Network capable Quality Assurance Software (Lumical™ Advanced)

True 10-bit TFT LCD Panel According to the medical laboratory research, the true 10-bit data path from the computer, including graphics processor to the display, brings the ideal imaging display results. The CX30 uses the real 10-bit driving technology and it displays rich quality of performance associated with on-board 14-bit Look-Up Table (LUT). (* CX30 only) **Pre-calibrated Multiple DICOM Viewing Modes** The CX20 and CX30 offers total of FIVE different types of DICOM viewing modes such as DICOM Clear, DICOM Blue, CT/MRI, Ultrasound and USER. All of them have been pre-calibrated in production with three of essential parameters - luminance level, color temperature and gamma correction value. These pre-calibrated DICOM settings will allow broadening of the application of CX20 and CX30 with your confidence. **Self-Color Calibration (IQ Sensor RGB™)** In order to ensure the medical display use with consistency, the display has to be maintained with regular basis calibration management process. Our new RGB color calibration sensor called IQ SensorRGB™ performs its auto-calibration function combined with bundled calibration software tool of Lumical™ Advanced. **Perfection of Pixel Reproduction in Color** Embedded Luminance Uniformity Correction (LUC) technology is able to maximize its luminance uniformity performance. It eliminates distracting screen noise and makes equal level of image display from edge to edge. CX20 and CX30 are pre-programmed with five different steps of setting from minimal to maximum, and each of preferred setting can be configured using integrated On-screen display adjustment. **Plug'N'Display with More Connectivity** DisplayPort shows superior performance for medical imaging compared to DVI. It makes faster and larger medical data transportation path from PC to display. The new CX20 and CX30 are equipped with both DVI and DisplayPort connectivity. It confidently guarantees to broaden PC compatibility from legacy to most modern.



CL24

Clinical review Display

Multiple Functional Display for Multiple Applications

The CL24 has been very well received its usability thanks to its broad video input connectivity and medical grade quality and performance from our customers. It offers numerous medical imaging applications not only for a reviewing, private practice, laboratory, endoscope, post-operative care but also modality applications. Its full high-definition format display also allows simultaneous two different image displays using multiple windowing functionality.



Specification

CL24 61cm (24.0") 2.3 Mega-Pixel (FHD) Color LCD Display

- Super wide viewing angle (IPS)
- Backlight Stabilization Sensor (SBC)
- Multiple View Modes
- Multiple Video Connectivity
- Multi-windowing Displays (PiP & PBP)

The Super IPS TFT LCD Conventional TFT LCD display does not cover wide viewing angle. Therefore when looking at it from an angle, the display shows non-uniformity and color changes. As a result, conventional LCD display is not appropriate to use for medical imaging workflow. The CL24 expresses very constant image display thanks to its superior IPS TFT LCD technology.

Backlight Self-Brightness Control Sensor (SBC) On-board backlight stabilization sensor called SBC ensures the brightness change of the backlight. It also automatically manages the brightness of the LCD backlight to maintain the best consistency of image quality.

DICOM Part 14 Compliant To ensure the most accurate and consistent tone of expression, the CL24 is calibrated and managed with high professional production and quality processes. It sets very precise grayscale tones to meet a compliant with DICOM Part 14.

Pre-calibrated Multiple DICOM Viewing Modes The CL24 display offers multiple viewing modes such as DICOM White, DICOM Blue, sRGB, Text View and User. All of them have been pre-calibrated in production. These pre-calibrated DICOM settings will allow broadening of the application of CL24 with your confidence.

Multiple Video Connectivity The CL24 offers very broad PC and video system connectivity such as dual DVIs, DisplayPort, HDMI, Component and video, as well as stereo audio input and output. Thanks to its connectivity, CL24 offers a significantly broad usage of applications such as general purpose of medical imaging work process, 3D medical imaging work process, and as well as well modality use.

Multi-window Displays (PiP & POP) CL24 is capable of displaying dual window screens simultaneously based on picture-in-picture (PIP) and picture-by-picture (PBP) technology. For instance it can display images from a PC signal that came in through DVI or DisplayPort in the left half of the screen, and video images that came in through composite input in the right half of the screen at the same time.

Monitor Calibration with External Sensor The CL24 is able to be calibrated using the WIDE's external sensor called **i1Display 2** and the bundled calibration software program sold separately. It offers medical grade compliant with the DICOM Part 14 standard.

Medical Standard Display The CL24 has been designed and architected while following the guideline(s) of the medical grade. CL24 complies with global medical safety and regulation standards such as FCC Class B, CE, VCCI, MIC, UL, CSA etc.



CL20

Clinical review Display

Proven Quality and Performance for Clinical Review

The CL20 has been well designed and architected as a clinical review display. It offers numerous medical imaging applications such as a reviewing, private practice, laboratory, endoscope, post-operative care, as well as modality application. With medical grade approved quality and feature, the CL20 gives greater level of difference compared to a general PC based monitor solution. Delivering high performance but being very affordable is another benefit for the new CL20.



Specification

CL20 51cm (20.1") 2 Mega-Pixel Color LCD Display

- Super wide viewing angle (IPS)
- DICOM Part 14 compliance
- Backlight Stabilization Sensor (SBC)
- Multiple View Modes
- Medical certificated display

The Super IPS TFT LCD Conventional TFT LCD display does not cover wide viewing angle. Therefore when looking at it from an angle, the display shows non-uniformity and color changes. As a result, conventional LCD display is not appropriate to use for medical imaging workflow. The CL20 expresses very constant image display thanks to its superior IPS TFT LCD technology. **Backlight Self-Brightness Control Sensor (SBC)** On-board backlight stabilization sensor called SBC ensures the brightness change of the backlight. It also automatically manages the brightness of the LCD backlight to maintain the best consistency of image quality. **DICOM Part 14 Compliant** To ensure the most accurate and consistent tone of expression, the CL20 is calibrated and managed with high professional production and quality processes. It sets very precise grayscale tones to meet a compliant with DICOM Part 14. **10-bit Color Look-Up Table** On-board 10-bit Look-Up Table ensures the display is accurate and precise for displaying images. **Pre-calibrated Multiple DICOM Viewing Modes** The CL20 offers multiple viewing modes such as DICOM White, DICOM Blue, sRGB, Text View and User. All of them have been pre-calibrated in production. These pre-calibrated DICOM settings will allow broadening of the application of CL20 with your confidence. **Monitor Calibration with External Sensor** The CL20 is able to be calibrated using the WIDE's external sensor called **i1Display 2** and the bundled calibration software program sold separately. It offers medical grade compliant with the DICOM Part 14 standard. **Medical Standard Display** The CL20 has been designed and architected while following the guideline(s) of the medical grade. CL20 complies with global medical safety and regulation standards such as FCC Class B, CE, VCCI, MIC, UL, CSA etc.



Technical Specifications

Grayscale



MX50 5MP Grayscale



MX30 3MP Grayscale



MX20 2MP Grayscale

LCD Panel	TFT AMLCD IPS Grayscale	TFT AMLCD IPS Grayscale	TFT AMLCD IPS Grayscale
Native Resolution	2048(H) x 2560(V)	1536(H) x 2048 (V)	1200(H) x 1600(V)
Pixel Pitch	0.165mm x 0.165mm	0.211mm x 0.211mm	0.270mm x 0.270mm
Active Display Area	422.4mm x 337.9mm (16.6" x 13.3")	433.1mm x 324.8mm (17.1"x12.8")	432.0mm x 324.0mm (17.0"x12.8")
Active Screen Size (Diagonal)	540.9mm (21.3")	541.4mm (21.3")	540.0mm (21.3")
Viewing Angle(Typical)	170°, 170° at 10:1 contrast	176°, 176° at 10:1 contrast	176°, 176° at 10:1 contrast
Brightness Max.	1100 cd/m ²	1450 cd/m ²	1650 cd/m ²
Brightness Calibrated (Typical)	500 cd/m ² (Mammography Normal)	500 cd/m ² (DICOM Normal)	500 cd/m ² (DICOM Normal)
Contrast Ratio (Typical)	850:1	900:1	850:1
Bit Rate for Look-Up Table	14-bit	14-bit	14-bit
Digital Video Input	DVI-D, DisplayPort	DVI-D, DisplayPort	DVI-D, DisplayPort
Display Communication	DDC2B (VESA compliance)	DDC2B (VESA compliance)	DDC2B (VESA compliance)
Universal Serial Bus (USB)	1 up and 3 down-streams	1 up and 3 down-streams	1 up and 3 down-streams
Power Supply	AC Input: AC100-240Volt±10%, 60Hz/50Hz±3Hz	AC Input: AC100-240Volt±10%, 60Hz/50Hz±3Hz	AC Input: AC100-240Volt±10%, 60Hz/50Hz±3Hz
Built-in Sensors	IQ Sensor™, SBC ¹⁾ , DAC ²⁾	IQ Sensor™, SBC ¹⁾ , DAC ²⁾	IQ Sensor™, SBC ¹⁾ , DAC ²⁾
Luminance Uniformity Correction (LUC)	Yes	Yes	Yes
Display Adjustments	Power On/Off, Menu, Exit, Left/Right, DICOM mode, Brightness	Power On/Off, Menu, Exit, Left/Right, DICOM mode, Brightness	Power On/Off, Menu, Exit, Left/Right, DICOM mode, Brightness
OSD Languages	English, German, French, Spanish, Italian, Russian, Chinese, Japanese, Korean	English, German, French, Spanish, Italian, Russian, Chinese, Japanese, Korean	English, German, French, Spanish, Italian, Russian, Chinese, Japanese, Korean
LED Light Lamp (PrivateLite™)	Yes	Yes	Yes
Power Consumption	Max: 85W / Power save mode: less than 1W	Max: 85W / Power save mode: less than 1W	Max: 85W / Power save mode: less than 1W
Tilt/Swivel/Height Adjustments	-3°, +15°/±20°/110mm	-3°, +15°/±20°/110mm	-3°, +15°/±20°/110mm
Portrait/Landscape Rotation	90° (Counter clockwise)	90° (Counter clockwise)	90° (Counter clockwise)
Mounting Hole	VESA Standard (100x100mm)	VESA Standard (100mmx100mm)	VESA Standard (100x100mm)
Weight	12.0Kg (26.45lb) With Stand	11.0Kg (24.25lb) With Stand	11.0Kg (24.25lb) With Stand
Dimension	394.0mm(W) x 535.9mm(H) x 248.8mm(D)	378.0mm(W) x 535.9mm(H) x 248.8mm(D)	378.0mm(W) x 535.9mm(H) x 248.8mm(D)
Operational Temperature	0°C to 40°C (32°F to 104°F)	0°C to 40°C (32°F to 104°F)	0°C to 40°C (32°F to 104°F)
Operational Humidity	10% to 80%	10% to 80%	10% to 80%
Storage Temperature	-20°C to 60°C (-4°F to 140°F)	-20°C to 60°C (-4°F to 140°F)	-20°C to 60°C (-4°F to 140°F)
Certifications and Standards	FCC Class B, CE, VCCI Class B, KCC, ICES-003-B, C-Tick UL60601-1,CE,CSA Std., C22.2 No.601.1, IEC/EN60601-1, CCC	FCC Class B, CE, VCCI Class B, KCC, ICES-003-B, C-Tick UL60601-1,CE,CSA Std., C22.2 No.601.1, IEC/EN60601-1, CCC	FCC Class B, CE, VCCI Class B, KCC, ICES-003-B, C-Tick UL60601-1,CE,CSA Std., C22.2 No.601.1, IEC/EN60601-1, CCC

1) SBC : Self-Brightness Control, 2) DAC : Digital Ambient Control

Technical Specifications

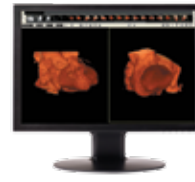
Color



CX30 3MP Color



CX20 2MP Color



CL24 2.3MP Color



CL20 2MP Color

TFT AMLCD IPS Color	TFT AMLCD IPS Color	TFT AMLCD IPS Color	TFT AMLCD IPS Color
1536(H) x 2048(V)	1200(H) x 1600(V)	1920(H) x 1200(V)	1600(H) x 1200(V)
0.210mmx0.210mm	0.270mm x 0.270mm	0.270mm x 0.270mm	0.255mm x 0.255mm
431.6mm x 323.7mm (17.0"x12.7")	432.0mm x 324.0mm (17.0"x12.8")	518.4mm x 324.0mm (20.4" x 12.7")	408.0mm x 311.0mm (16.1" x 12.2")
539.5mm (21.2")	540.0mm (21.3")	611.3mm (24")	510.54mm (20.1")
170°, 170° at 10:1 contrast	176°, 176° at 10:1 contrast	178°, 178° at 10:1 contrast	178°, 178° at 10:1 contrast
900 cd/m ²	860 cd/m ²	400cd/m ²	300cd/m ²
450 cd/m ² (DICOM White)	450 cd/m ² (DICOM White)	-	-
1000:1	1050:1	1000:1	800:1
14-bit	14-bit	10-bit	10-bit
DVI-D, DisplayPort	DVI-D, DisplayPort	DVI-D, DisplayPort, Composite, HDMI, Component, Composite	DVI-D, Aanalogue D-Sub 15P
DDC2B (VESA compliance)	DDC2B (VESA compliance)	DDC2B (VESA compliance)	DDC2B (VESA compliance)
1 up and 3 down-streams	1 up and 3 down-streams	1 up and 2 down-streams	1 up and 2 down-streams
AC Input: AC100~240Volt±10%, 60Hz/50Hz±3Hz	AC Input: AC100~240Volt±10%, 60Hz/50Hz±3Hz	AC Input: AC100~240Volt±10%, 60Hz/50Hz±3Hz	AC Input: AC100~240Volt±10%, 60Hz/50Hz±3Hz
IQ Sensor™, SBC ⁽¹⁾ , DAC ⁽²⁾	IQ Sensor™, SBC ⁽¹⁾ , DAC ⁽²⁾	SBC ⁽¹⁾	SBC ⁽¹⁾
Yes	Yes	N/A	N/A
Power On/Off, Menu, Exit, Left/Right, DICOM mode, Brightness	Power On/Off, Menu, Exit, Left/Right, DICOM mode, Brightness	Power On/Off, Menu, Exit, Left/Right, Screen mode, Source	Power On/Off, Menu, Exit, Left/Right, DICOM mode, Source
English, German, French, Spanish, Italian,	English, German, French, Spanish, Italian,	English, German, French, Spanish, Italian,	English, German, French, Spanish, Italian,
Russian, Chinese, Japanese, Korean	Russian, Chinese, Japanese, Korean	Japanese, Russian	Japanese
Yes	Yes	N/A	N/A
Max: 105W / Power save mode: less than 1W	Max: 100W / Power save mode: less than 1W	Max: 115W / Power save mode: less than 2W	Max: 65W/ Power save mode: less than 2W
-3°,+15°/±20°/110mm	-3°,+15°/±20°/110mm	-3°,+30°/±30°/108mm	-3°,+30°/±30°/108mm
90° (Counter clockwise)	90° (Counter clockwise)	90° (Clockwise)	90° (Counter clockwise)
VESA Standard (100mmx100mm)	VESA Standard (100mmx100mm)	VESA Standard (100mmx100mm)	VESA Standard (100mmx100mm)
11.5Kg (25.35lb) With Stand	11.0Kg (24.25lb) With Stand	7.0 Kg (15.4 lb) With Stand	6.0 Kg (13.2 lb) With Stand
378.0mm(W) x 535.9mm(H) x 248.8mm(D)	378.0mm(W) x 535.9mm(H) x 248.8mm(D)	566mm(W) x 461mm(H) x 245mm(D)	450mm(W) x 449mm(H) x 225mm(D)
0°C to 40°C (32°F to 104°F)	0°C to 40°C (32°F to 104°F)	0°C to 40°C (32°F to 104°F)	0°C to 40°C (32°F to 104°F)
10% to 80%	10% to 80%	10% to 80%	10% to 80%
-20°C to 60°C (-4°F to 140°F)	-20°C to 60°C (-4°F to 140°F)	-20°C to 60°C (-4°F to 140°F)	-20°C to 60°C (-4°F to 140°F)
FCC Class B, CE, VCCI Class B, KCC, ICES-003-B, C-Tick	FCC Class B, CE, VCCI Class B, KCC, ICES-003-B, C-Tick	FCC Class B, CE, VCCI Class B, KCC, CCC, ICES-003-B, UL60601-1,	FCC Class B, CE, VCCI Class B, KCC, CCC, ICES-003-B, UL60601-1,
UL60601-1, CE, CSA Std., C22.2 No.601.1, IEC/EN60601-1, CCC	UL60601-1, CE, CSA Std., C22.2 No.601.1, IEC/EN60601-1, CCC	CSA Std., C22.2 No.601.1, IEC/EN60601-1, CB, GoST-R, C-Tick	CSA Std., C22.2 No.601.1, IEC/EN60601-1, CB



GREEN SPECIFICATIONS

- Intelligent power management functionality
 - Less power consumption when the system is not in use
 - Nearly zero power consumption in power off mode
 - Zero hazardous substance for RoHS compliance
 - Recycled and recyclable materials used for construction
 - Guaranteeing a longer life for your displays and reducing our footprint for a better tomorrow

Green Wide Philosophy-3P

WIDE fully recognizes the importance of executing our GREEN WIDE work plan for environment protection. The GREEN WIDE plan commits that all future developed products will be fully considered with the following commitment and consideration :




Products being developed have to have ECO-innovative features and technologies to maximize energy efficiency. All products have to use recyclable or recycled materials and RoHS compliance materials. **P**rocess is an additional key element for the GREEN WIDE plan. WIDE proactively participates in global energy saving and hazardous substance restricting programs. **P**eople working for WIDE Corporation as employees and the corporation's partnerships have to fully understand and recognize its importance of GREEN WIDE plan. WIDE provides the employees and partnerships with upfront standing education and leadership of GREEN WIDE plan.

We are not only taking care of your health, but our earth

Designing a line of LCD displays that was not only industry leading in performance and technology but helped protect our environment was essential. The WIDE GREEN initiative was launched. Our new X-Series displays have been developed and designed with ECO-innovative features, technologies and recycled and recyclable materials without using any harmful substance to fully meet RoHS requirements.

► WIDE Bundled Graphics Board Solutions for the X-Series

Visit WIDE support site for the most updated information at www.widcorp.com/download/driver

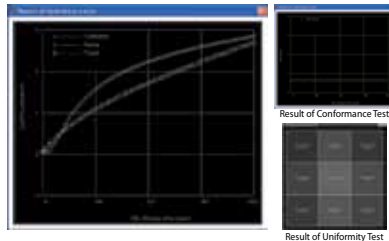
Graphics Board	FirePro 5800	FirePro 7800	FirePro 8800	Quadro 2000	Quadro 4000	Xenia	Xenia Pro
							
Operating Systems	Windows 7/Vista/XP	Windows 7/Vista/XP	Windows 7/Vista/XP	Windows 7/Vista/XP	Windows 7/Vista/XP	Windows 7/Vista/XP	Windows 7/Vista/XP
Frame Buffer	1GB	2GB	2GB	1GB	2GB	512MB	1GB
Output Port	(1)DVI, (2)DisplayPorts	(1)DVI, (2)DisplayPorts	(1)DVI, (2)DisplayPorts	(1)DVI, (2)DisplayPorts	(1)DVI, (2)DisplayPorts	(1)DVI, (2)DisplayPorts	(1)DVI, (2)DisplayPorts
Max Power Consumption	75 Watts	150 Watts*	225 Watts*	75 Watts*	150 Watts*	35 Watts	38 Watts
Bus Interface	PCI Express 2.0	PCI Express 2.0	PCI Express 2.0	PCI Express 2.0	PCI Express 2.0	PCI Express 2.0	PCI Express 2.0

* It may demand additional power supply from PC or Workstation for graphics card.



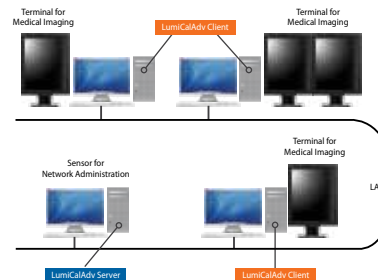
► Quality Management Solution - Image Quality Assurance System (IQAS)

WIDE's Image Quality Assurance System (IQAS) guarantees optimal on-screen performance through a combination of an embedded IQ Sensor™, Self-Brightness Control (SBC), bundled quality management software (Lumical™ Advanced). IQAS maintains image quality and performance, automates QA tasks such as initial display calibration and DICOM Part 14 GSDF configuration.



Display Calibration and Management

- DICOM Part 14 GSDF
- Calibration
- Conformance test
- Grayscale uniformity test
- Color temperature test and adjustment



Network Administration

- Simultaneous calibration
- Alert functions (e-mail notification of error)
- Power supply watch
- Security control
- Scheduling administration

WIDE Corporation
www.widecorp.com

WIDE Global Network

WIDE KOREA 456, Gomae-dong, Giheung-gu Yongin-si, Gyeonggi-do, 446-901, Korea Tel: +82-31-218-1600 Fax: +82-31-274-7400 info@widecorp.com **WIDE USA** 8 Hammond St., Suite #114 Irvine, CA 92618, USA Tel: +1-949-305-9933 Fax: +1-949-305-5452 infousa@widecorp.com **WIDE EUROPE B.V.** Hullenbergweg 413, 1101 CS Amsterdam Zuidoost The Netherlands Tel: +31-20-311-9797 Fax: +31-20-311-9790 infoeu@widecorp.com **WIDE JAPAN** 711, 6-9-1, Nishi-Shinjuku Tokyo, 160-0023, Japan Tel: +81-3-6304-5604 Fax: +81-3-6304-5604 infojapan@widecorp.com

Specifications and features are subject to change without notice. Images shown are for illustrative purpose only. All products names are trademarks or registered trademarks of their respective companies. Printed in Korea. Dec 2010. Ver 1.0